



**Warewashing
Extrasmall Glasswasher, single skin
with drain pump, detergent and
rinse aid dispensers, 1 cycle-UK p**

ITEM # _____

MODEL # _____

NAME # _____

SIS # _____

AIA # _____



402184 (VGWXSGUK)

Glasswasher (extrasmall), single skin, with drain pump and with detergent and rinse aid dispensers, 1 cycle, 30r/h - UK Plug

Short Form Specification

Item No. _____

Unit shall be Glasswasher type hot water rinsing for rack dimension from 350*350mm up to 380*380mm. Electrical characteristics to be 230 single phase operation with one wash cycle of 120 seconds. Rinse temperature and pressure guaranteed by built in pressure boiler. Washing performance is ensured by a powerful wash pump, revolving washing spray arms. Double skinned counter-balance door. 304 stainless steel construction to include door, frame, wash tank, wash and rinse arms. The unit shall include drain pumps, detergent and rinse aid dispenser pump and be equipped with electric cable with UK plug.

Main Features

- Equipped with drain pump for easy and quick installation without opening the machine.
- Solid double skinned counter-balance stainless steel door with hurt-free handle in plastic for soft opening and closing. 1/4 position allows for air circulation in the machine
- Built-in pressure boiler designed to raise incoming water to a guaranteed minimum temperature of 82°C for sanitizing rinse. No external boiler is required.
- Washing system endowed with rotating washing arms, high powered wash pump and large capacity wash tank for professional washing.
- Maximum capacity of 30 racks per hour.
- 120 seconds cycle.
- Simple operation control panel.
- Easy service access to main components (inlet valve, boiler heating elements, control panel components, rinse aid pump and/or detergent pump) without moving the unit.
- Built-in rinse aid dispenser with automatic initial and continuous cycle loading for perfect result while minimizing service and maintenance needs.

Construction

- Completely closed on the back by a cover plate.
- Robust structure thanks to stainless steel construction.
- Requires only 1 phase 230V supply.
- Internal components (arms and filter) are easy extractable.
- Unit to include detergent and rinse aid dispenser pumps.
- Equipped with single phase electrical cable and 13 amp UK plug for easy and fast installation.

Included Accessories

- 1 of Square basket for glasses, 358x380x150mm PNC 867036
- 1 of Insert for 12 saucers, 290X90x75mm PNC 867048
- 1 of Square cutlery container, 89x113x113mm PNC 867049

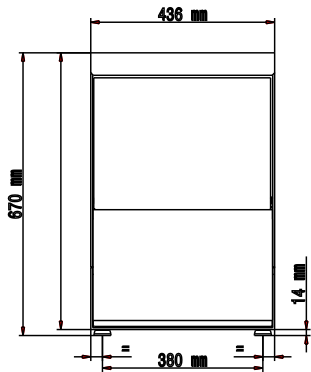
Optional Accessories

- Square basket for glasses, 350x350x150mm PNC 867034
- Round basket for glasses, 350x160mm PNC 867035
- Round basket for glasses, 380x170mm PNC 867037

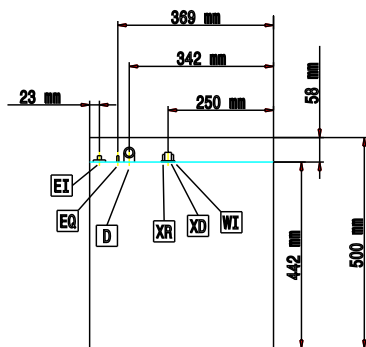
APPROVAL: _____

**Warewashing
Extrasmall Glasswasher, single skin with drain pump,
detergent and rinse aid dispensers, 1 cycle-UK p**

Front



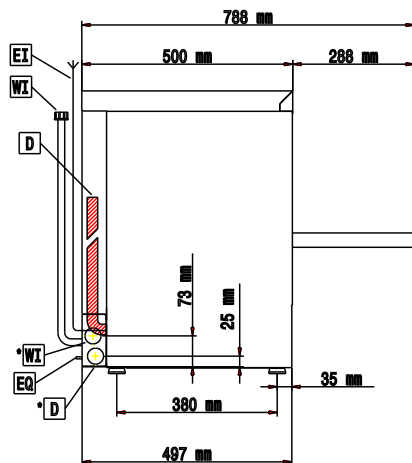
Top



CW-

- I1 = Cold Water inlet 1
- D = Drain
- EI = Electrical inlet (power)
- EO = Electrical Outlet
- V = Air vents
- WI = Water inlet
- XD = Detergent connection
- XR = Rinse aid connection

Side



Electric

Supply voltage:	
402184 (VGWXSGUK)	230 V/1N ph/50 Hz
Total Watts:	2.7 kW
Boiler heating elements:	2.5 kW
Tank heating elements:	2 kW
Wash pump size:	0.2 kW

Water:

Pressure, bar min/max:	2-5 bar
Water supply temperature*:	10-65 °C
Boiler Capacity (lt):	2.5
Incoming water line size:	3/4"
Washing cycle temperature:	60 °C
Washing tank capacity (lt):	15
Hot rinse cycle temperature:	82 °C
Hot rinse cycle water consumption (lt):	2

Key Information:

Baskets per hour*:	30
N° of working cycles - sec.:	1 (120)
Cell dimensions - width:	380 mm
Cell dimensions - depth:	380 mm
Cell dimensions - height:	240 mm
External dimensions, Height:	670 mm
External dimensions, Width:	436 mm
External dimensions, Depth:	495 mm
Net weight:	33 kg
Shipping weight:	36 kg
Shipping height:	820 mm
Shipping width:	610 mm
Shipping depth:	550 mm
Shipping volume:	0.28 m³
Noise level:	61 dBA