




**GLASSWASHER, UNDERCOUNTER, HOOD TYPE,
SINGLE RINSE RACK TYPE DISHWASHERS**



our brand

Veetsan – The Dishwashing Professional.

Reliable choice and good deal wherever professional dishwashing is requested all over the world.

our brand promise

Good value for money is what Veetsan brand stands for and has proven in the market. Going cross borders and being part of a global leader in the appliance sector, we provide “Quality & Value” for your business. We will help you make your business profitable, reliable and trustworthy by supplying you professional dishwashing competence wherever is needed.

our range

Glasswashers



Undercounter dishwashers



Hood type dishwasher



Single rinse rack type dishwasher



Glasswashers

Ideal for: small restaurants, coffee shops,
bars and other catering industries



Glasswashers

Characteristics and Advantages

- High capacity of **30 racks** per hour
- Pressure boiler equipped with waiting device ensures the rinse water temperature above 82.5°C for **perfect hygiene**
- Wash arm and rinse arms (both upper and lower) are fully in stainless steel provide strong pressure for **optimal results**
- Rack support arranged with stainless steel grid allows **max flexibility of racks** to be used in the machine (up to 380x380mm in XS models and 400x400mm in S models)
- Low rinse water consumption of 2.0 liters/rack to **save water, energy, detergent and rinse aid consumption**
- Double-skin door **ensure low noise level and less heat emission**
- Hurt-free handle **avoids risks of injuries** and is easy to open/close
- All internal components (wash arms, rinse arm) are **easily removed for cleaning**
- Components can be accessed from front for **easy service & maintenance**



	402178	402179	402180	402181	402182
Controls	Electromechanical	Electromechanical	Electromechanical	Electromechanical	Electromechanical
Construction	Single skin	Single skin	Single skin	Single skin	Single skin
Electrical connection	230V / 1N / 50Hz	230V / 1N / 50Hz	230V / 1N / 50Hz	230V / 1N / 50Hz	230V / 1N / 50Hz
External dimension wxdxh	436x495x670 mm	436x495x670 mm	456x495x700 mm	456x495x700 mm	456x495x700 mm
Rack dimension wxd	380x380 mm	380x380 mm	400x400 mm	400x400 mm	400x400 mm
Clearance	240 mm	240 mm	290 mm	290 mm	290 mm
Cycle time	120 seconds	120 seconds	120 seconds	120 seconds	120 seconds
Water consumption per cycle	2 L	2 L	2 L	2 L	2 L
Installed power	2,7 kW	2,7 kW	2,7 kW	2,7 kW	2,7 kW
Wash tank capacity	15 L	15 L	16 L	16 L	16 L
Boiler type / capacity	Pressure / 2,5 L	Pressure / 2,5 L	Pressure / 2,5 L	Pressure / 2,5 L	Pressure / 2,5 L
Inlet water temperature / pressure	10-65 °C / 2-5 bar	10-65 °C / 2-5 bar	10-65 °C / 2-5 bar	10-65 °C / 2-5 bar	10-65 °C / 2-5 bar
Plug	Schuko	UK	Schuko	Schuko	UK
Rinse aid dispenser	Included	Included	Included	Included	Included
Detergent dispenser		Included			Included
Drain pump				Included	

Undercounter Dishwashers


Ideal for: small restaurants, coffee shops,
bars and other catering industries



Undercounter Dishwashers

Characteristics and Advantages

- High capacity of **30 racks** per hour
- Pressure boiler equipped with waiting device ensures the rinse water temperature above 82.5°C for **perfect hygiene**
- Integrated upper&lower wash&rinse arms in plastic provide **optimal results**
- Soft start feature protects delicate items from potential damage
- Boiler with higher welding protection **resist more to the attack of chlorinated water**
- User interface is painted and put inside a plastic box for **better protection against water splashes, drops and moisture**
- All internal components (wash arms, rinse arms) **are easily removed for cleaning**
- **User-friendly** electronic control panel
- Main components in frontal position for easily checked and substituted without moving the machine
- External «plug-in» electrical connection box for fast convert the machine **from 3phase to single phase and easy connection to external dispensers**



	400081	400086	400082	400083
Controls	Electronic	Electronic	Electronic	Electronic
Construction	Single skin	Single skin	Single skin	Single skin
Electrical connection	230V / 1N / 50Hz	230V / 1N / 50Hz	400V / 3N / 50Hz convertible on-site to 230V/ 1N or 230V/ 3/ 50Hz	400V / 3N / 50Hz convertible on-site to 230V/ 1N or 230V/ 3/ 50Hz
External dimension wxdxh	600x610x820 mm	600x610x820 mm	600x610x820 mm	600x610x820 mm
Rack dimension WxD	500x500 mm	500x500 mm	500x500 mm	500x500 mm
Clearance	330 mm	330 mm	330 mm	330 mm
Cycle time	120/ 180 seconds	120/ 180 seconds	120/ 180 seconds	120/ 180 seconds
Water consumption per cycle	3.3 L	3.3 L	3.3 L	3.3 L
Installed power	3.65 kW	3.65 kW	5.35 kW	5.35 kW
Wash tank capacity	33 L	33 L	33 L	33 L
Boiler type / capacity	Pressure/ 5.8 L	Pressure/ 5.8 L	Pressure/ 5.8 L	Pressure/ 5.8 L
Inlet water temperature / pressure	50°C / 2-3 bar	50°C / 2-3 bar	50°C / 2-3 bar	50°C / 2-3 bar
Plug				
Rinse aid dispenser	Included	Included	Included	Included
Detergent dispenser	Optional	Included	Optional	Included
Drain pump	Optional	Included	Optional	Included

Hood type Dishwasher

Ideal for: medium and small hotels, coffee shops,
chain restaurants and dining halls



Hood type Dishwasher

Characteristics and Advantages

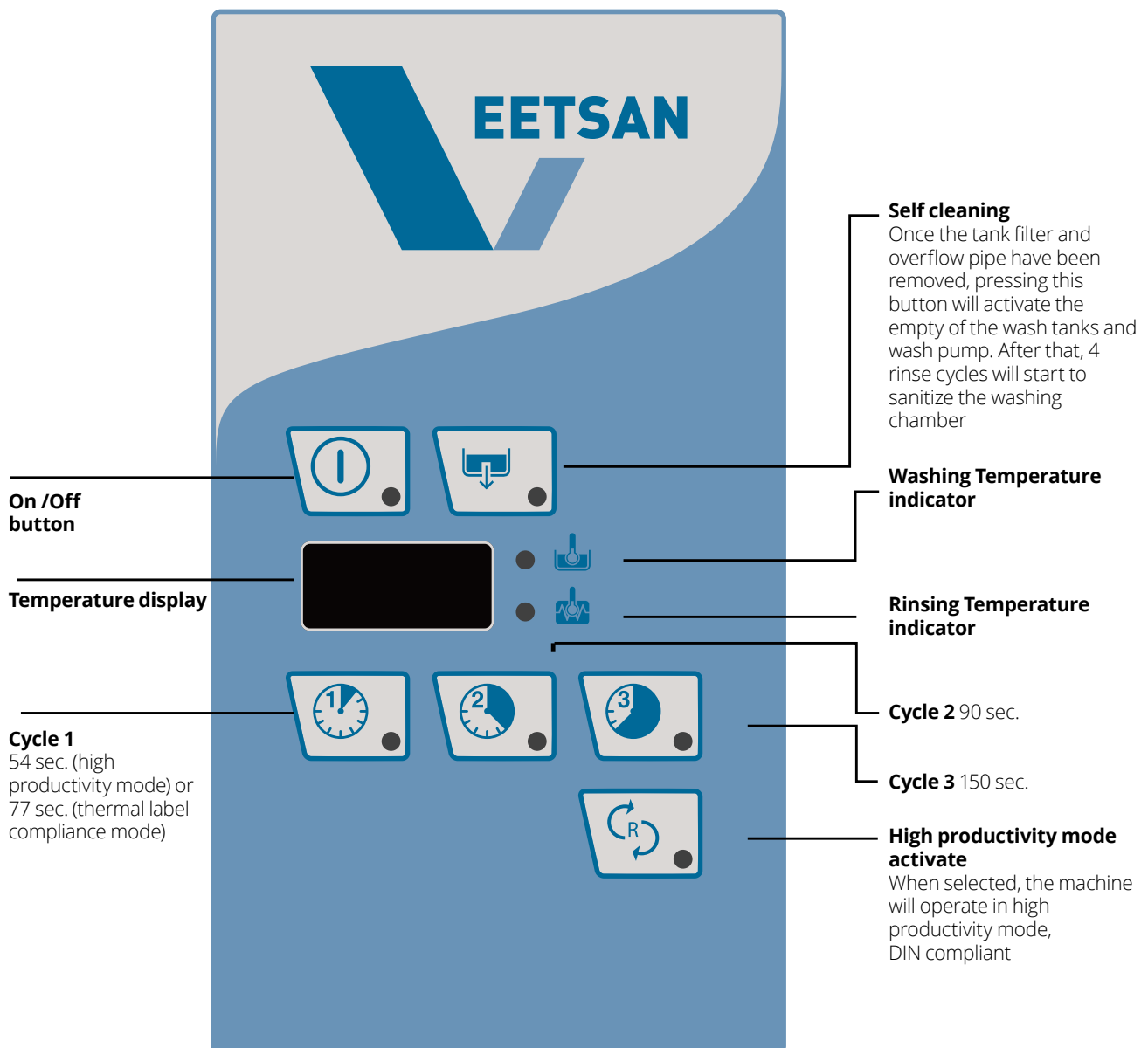
- High capacity: **67 racks** per hour
- Atmospheric boiler **guarantees constant rinse temperature & pressure** regardless of inlet water condition
- Soft start feature protects delicate items from potential damage
- All components (wash/ rinse arms, boiler, tank, filters) are in stainless steel AISI304 for **long lasting operation**
- User interface is painted and put inside a plastic box **for better protection against water splashes, drops and moisture**
- Steam emission on the back for **easy operation**
- All internal components (wash arms, rinse arms) **are easily removed for cleaning**
- **User-friendly** electronic control panel
- External «plug-in» electrical connection box for **fast convert the machine from 3phase to single phase and easy connection to external dispensers**



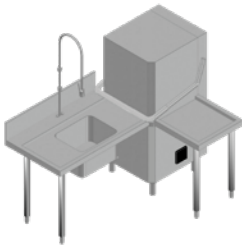
	505122
Controls	Electronic
Construction	Single skin
Electrical connection	400V / 3N / 50Hz convertible on-site to 230V/ 1N or 230V/ 3/ 50Hz
External dimension wxdxh	748x833x1515 mm
Rack dimension wxd	500x500 mm
Clearance	409 mm
Cycle time	54/ 90/ 150 seconds (High productivity) or 77/ 90/ 150 seconds (Thermal label compliant)
Water consumption per cycle	3 L
Installed power	12.9 kW
Wash tank capacity	42 L
Boiler type / capacity	Atmospheric / 12 L
Inlet water temperature / pressure	10-60°C/ 0.5-7 bar
Rinse aid dispenser	Included
Detergent dispenser	Included

Hood type Dishwasher

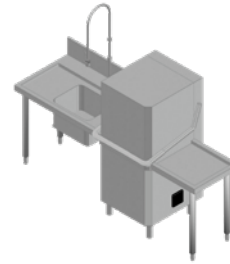
Control panel



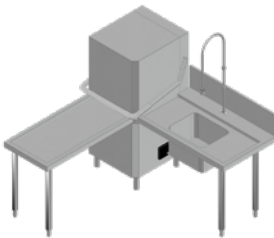
Handling system



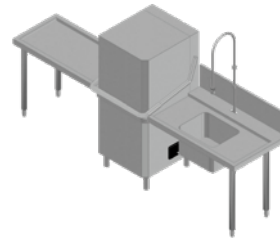
Corner left to right



Straight left to right



Corner right to left



Straight right to left

Typology	Code	Description	Length	Depth	Height
Pre-wash tables	865306	Pre-wash table for Hood type with 500x400mm sink, right to left, 800mm	800 mm	745 mm	1170 mm
	865307	Pre-wash table for Hood type with 500x400mm sink, left to right, 800mm	800 mm	745 mm	1170 mm
	865308	Pre-wash table for Hood type with 500x400mm sink, right to left, 1200mm	1200 mm	745 mm	1170 mm
	865309	Pre-wash table for Hood type with 500x400mm sink, left to right, 1200mm	1200 mm	745 mm	1170 mm
	865310	Pre-wash table for Hood type with 500x400mm sink and scraping hole, right to left, 1400mm	1400 mm	745 mm	1170 mm
	865311	Pre-wash table for Hood type with 500x400mm sink and scraping hole, left to right, 1400mm	1400 mm	745 mm	1170 mm
	865312	Pre-wash table for Hood type with 500x400mm sink, right to left, 1800mm	1800 mm	745 mm	1170 mm
	865313	Pre-wash table for Hood type with 500x400mm sink, left to right, 1800mm	1800 mm	745 mm	1170 mm
	865314	Pre-wash table for Hood type with 600x500mm sink, right to left, 1200mm	1200 mm	745 mm	1170 mm
	865315	Pre-wash table for Hood type with 600x500mm sink, left to right, 1200mm	1200 mm	745 mm	1170 mm
Loading / Unloading tables	865302	Loading and Unloading table for Hood type, 600mm	600 mm	600 mm	910 mm
	865263	Loading and Unloading table for Hood type, 800mm	800 mm	600 mm	910 mm
	865303	Loading and Unloading table for Hood type, 1200mm	1200 mm	600 mm	910 mm
	865304	Loading and Unloading table for Hood type, 1800mm	1800 mm	600 mm	910 mm
Undershelves	865350	Undershelf for dishwasher table, 600mm	475 mm	510 mm	95 mm
	865351	Undershelf for dishwasher table, 800mm	675 mm	510 mm	95 mm
	865352	Undershelf for dishwasher table, 1200mm	1075 mm	510 mm	95 mm
	865353	Undershelf for dishwasher table, 1400mm	1275 mm	510 mm	95 mm
	865354	Undershelf for dishwasher table, 1800mm	1675 mm	510 mm	95 mm

Single Rinse Rack Type Dishwasher

Ideal for: medium and small hotels, chain restaurants
and dining halls



Single Rinse Rack Type Dishwasher

Characteristics and Advantages

- High capacity of **100 racks per hour**
- Single rinse with **built-in stabilized pressure valve** ensures the right rinsing pressure and temperature at 85°C for optimum **hygiene** results.
- Long wash arms are positioned along the full length of the wash tank. **Powerful wash pump** and especially designed wash spray arms guarantee cleaning with water circulating at 55-65°C.
- Optional **Energy Saving Device** utilizes the hot steam generated inside the machine to pre-heat the incoming cold water.
- All internal components: wash and rinse arms, tank filters, curtains can be easily removed for cleaning.
- **Automatic back-up mode** is activated when a failure occurs. Guided troubleshooting for fast fixes including 150 precise notifications and 23 easy-to-follow processes.
- Intuitive **touch screen control panel** features user-friendly display to easily operate the machine and to monitor machine status.
- **Modularity** concept to easily adapt the direction of the machine or add accessories such as Energy Saving Device and dryer on-site.
- **"Plug-in" design** with external pre-arrangement for water, power and chemicals connections for fast & fool-proof installation.



	534409	CC0ECA (ESD)	CC0ECE (HAB)	CC0ECH (ESD + HAB)
Energy Saving Device		X		X
Medium Dryer			X	X
Controls	Electronic	Electronic	Electronic	Electronic
Electrical connection	380-415 / 3N ph /50 Hz	380-415 / 3N ph /50 Hz	380-415 / 3N ph /50 Hz	380-415 / 3N ph /50 Hz
External dimension wxdxh	1120x920x1785 mm	1120x920x1785 mm	1680x920x1785 mm	1680x920x1785 mm
Rack dimension WxD	500x500 mm	500x500 mm	500x500 mm	500x500 mm
Washing chamber wxh	530x490 mm	530x490 mm	530x490 mm	530x490 mm
Water consumption per hour	150 L	150 L	150 L	150 L
Installed power	25.2 kW	25.5 kW	29.6 kW	30 kW
Wash tank capacity	70 L	70 L	70 L	70 L
Boiler capacity	12 L	12 L	12 L	12 L
Inlet water temperature / pressure	50-65°C/ 1.5-7 bar	10-65°C/ 1.5-7 bar	50-65°C/ 1.5-7 bar	10-65°C/ 1.5-7 bar


Flexibility

Add various custom options and upgrades whenever you like, even on-site.

1. First select the right combination for your needs:

100 racks/hr
Washes 300 full meal sets in 2 hours.



wash + rinse



1120 mm

Power requested	
Single Rinse	Single Rinse ESD model
25,2 kW	25,5 kW

2. Then select the right drying solution:

No dryer	Medium dryer	Corner dryer
No need for extra drying beyond the natural evaporation generated by the hot temperature of the wares.	Medium capacity, recommended for dishes, fitting straight line set-ups.	Medium capacity, recommended for dishes, saves space thanks to the front or back exit direction.
No extra space needed	 <p>827 mm</p>	 <p>560 mm</p>

Taking care of the details

Create your own made-to-measure handling system combinations from a large number of available options:



18 Pre-wash table options

Available in any length up to 1.6m.



12 Roller conveyor options

Available in any length up to 2.6m length.



3 Loading/ unloading table options

Available in any length up to 1.6m.



44 Sorting table option

Available both manual sorting and automatic sorting for up to 6 racks.



6 Curve table

Available both in 90° and 180°.

The entire range of Genuine Chemicals is the result of intensive testing in our laboratories.



C11 Detergent for Dishwashers

For all water types with best performance on medium and hard water. Indicated for glass, crystal, ceramic, porcelain, plastic and stainless steel.



C12 Rinse Aid for Dishwashers

Perfect drying results guaranteed, without manual actions. For all types of water hardness. Indicated for glass, crystal, ceramic and porcelain.



C13 Eco Detergent for Dishwashers

Eco friendly chemical with low environmental impact. Concentrated formula without EDTA, NTA and polyphosphates. For soft and medium hardness water.



C14 Rinse Aid Plus for Dishwasher

For all types of water hardness. Indicated for glass, crystal, ceramic and porcelain.



the dishwashing
PROFESSIONAL

www.veetsan.eu